



LED AREA LIGHT

OT SERIES

OT SERIES LED AREA LIGHTING

Project Name:

75WoT - 420WoT

250W - 1500W HPS EQUIVALENT

Date:

Project Number:

Note:

Features

APPLICATION

Parking Lots, Pathways, Walkways,
Parks, Sports courts, Airports

OPTICS

CCT 3000K, 4000K, 5000K
Efficiency up to 170lm/W

DRIVER

Standard 0-10V dimmable driver

HOUSING

Die-cast aluminium alloy
IP 65 rating

OPERATIONAL TEMPERATURE

Temperature rated: -40°C to +50°C (-40°F to +122°F)

MOUNTING

Easy and secure mounting to poles and walls
Withstand up to 3G vibration per ANSI C136.31

ELECTRICAL

Power Factor > 90%
THD < 20%
LED lifetime up to L85/100,000 hours at 25°C ambient
Additional surge protection devices are available
Per ANSI/IEEE C62.41.2

CONTROL

Photocell: through 3- & 7-pin receptacle
Dimming Photocell: on/off based on daylight
3 dimming levels (30%, 50%, 70%) with 3 start times (10pm, 12am, 2am) are settable through 10-position selector switch
Motion sensor: multi-level dimming based on motion and/or daylight contribution
Detection height up to 40'; programmer order separately
Wireless Control System: on/off switching, dimming, power metering, light scheduling, status monitoring

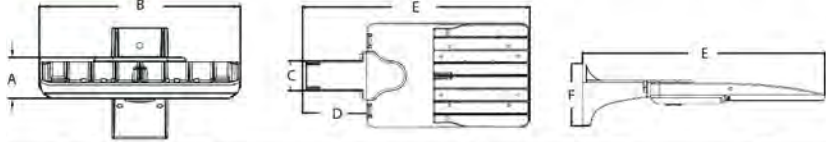
WARRANTY

Standard 5-year warranty
Optional 10-year warranty

CERTIFICATIONS/LISTINGS



Product Dimensions



	75W - 145W	180W - 230W	300W - 420W
A	2.2"	2.2"	3"
B	10.6"	13.7"	14"
C	3"	3"	3"
D	6.5"	6.5"	6.5"
E	23"	26.7"	30"
F	5.9"	5.9"	5.9"
Packaging	20"L x 13"W x 7.3"H	24"L x 16"W x 7.3"H	25.5"L x 17.3"W x 15.4"H
Net Weight	11 lbs	12 lbs	23 lbs
EPA	1.45 ft ²	2.31 ft ²	2.6 ft ²

Pole Dimensions

Fixture Configuration	Acceptable Outside Pole Dimension					
	Single	2 - 180°	2 - 90°	3 - 90°	3 - 120°	4 - 90°
Square Pole with Type D Bracket	4"- 6" O.D.	4"- 6" O.D.	4"- 6" O.D.	4"- 6" O.D.	n/a	4"- 6" O.D.
Round Pole with Type D Bracket	4" O.D.	4" O.D.	4" O.D.	4" O.D.	4" O.D.	4" O.D.
Round Pole with Type F Bracket	5" or 6" O.D.	5" or 6" O.D.	5" or 6" O.D.	5" or 6" O.D.	5" or 6" O.D.	5" or 6" O.D.

OT SERIES LED AREA LIGHTING

Project Name:

75WoT - 420WoT

250W - 1500W HPS EQUIVALENT

Date:

Project Number:

Note:

Technical Specifications

Model	Watts	Equivalence	Lumen Output								
			3000K			4000K			5000K		
			T302	T402	T502	T302	T402	T502	T302	T402	T502
75WoT, L3 75WoT, S5	75W	250W HPS	10,119	9,871	10,655	10,442	10,186	10,655	10,765	10,501	10,984
			12,049	11,995	12,385	12,434	12,378	12,780	12,819	12,761	13,176
115WoT, L3 115WoT, S5	115W	320W HPS	14,162	14,587	14,644	14,614	15,053	15,112	15,066	15,518	15,579
			18,325	18,321	18,634	18,910	18,906	19,229	19,495	19,491	19,824
145WoT, L3 145WoT, S5	145W	400W HPS	15,395	17,297	17,536	15,887	17,849	18,096	16,378	18,401	18,656
			22,537	22,552	23,067	23,257	23,272	23,804	23,976	23,992	24,540
180WoT, L3 180WoT, S5	180W	400W HPS	24,109	23,929	24,199	24,879	24,692	24,972	25,648	25,456	25,744
			29,319	29,860	30,216	30,255	30,813	31,181	31,191	31,766	32,145
200WoT, L3 200WoT, S5	200W	600W HPS	26,374	26,254	26,241	27,216	27,092	27,079	28,058	27,930	27,916
			32,523	32,969	33,532	33,561	34,021	34,602	34,599	35,074	35,672
230WoT, L3 230WoT, S5	230W	750W HPS	29,255	29,253	28,662	30,189	30,187	29,577	31,123	31,121	30,492
			36,815	36,834	37,195	37,990	38,009	38,282	39,165	39,185	39,569
300WoT, L3 300WoT, S5	300W	1000W HPS	35,595	36,807	36,616	36,731	37,982	37,784	37,868	39,157	38,953
			47,157	45,170	48,021	48,661	46,611	49,554	50,167	48,053	51,087
420WoT, S5	420W	1500W HPS	61,663	59,410	63,267	63,631	61,307	62,286	65,599	63,203	67,305

Field Adjustment Range

75WoT Field Adjustment Range			
#	Model	Watts	Lumen Output
			4000K/5000K
1	30WoT, S5	30W	5,265
2	45WoT, S5	45W	8,000
3	50WoT, S5	50W	8,900
4	60WoT, S5	60W	10,500
5	75WoT, S5	75W	13,000

145WoT Field Adjustment Range			
#	Model	Watts	Lumen Output
			4000K/5000K
1	100WoT, S5	100W	17,500
2	110WoT, S5	110W	19,000
3	120WoT, S5	120W	20,500
4	130WoT, S5	130W	22,400
5	135WoT, S5	135W	23,000
6	145WoT, S5	145W	24,400



OT SERIES LED AREA LIGHTING

Project Name:

75WoT - 420WoT

250W - 1500W HPS EQUIVALENT

Date:

Project Number:

Note:

Mounting

TYPE A
Slipfitter



TYPE B
Adjustable Pole Mount



TYPE C
Yoke Mount



TYPE D
Pole Mount for
Square Pole 4" - 6" O.D.
& Round Pole 4" O.D.



TYPE F
Pole Mount for
Round Pole 5" or 6" O.D.



TYPE G
Trunnion Mount

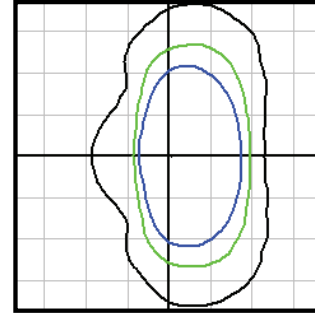


Accessory

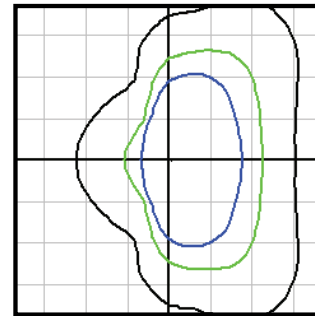
Light Shield
House Side Shield



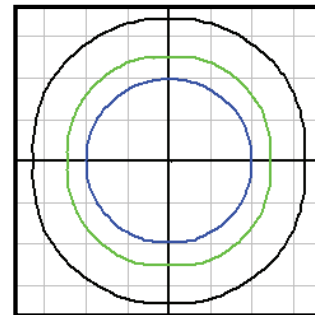
Photometrics



TYPE III



TYPE IV



TYPE V

The plot is in units of mounting height of 20'.

Black 0.1 fc
 Green 0.5 fc
 Blue 1 fc

