

# COLOR SERIES

## CHANGEABLE MESSAGE SIGN

CMS 700C/710C/720C

CMS 800/810/820 & NSSP TYPE 1/2/3

PER TEES 2020 CHAPTER 13 ■ NSSP STANDARDS



The Changeable Message Sign (CMS) is designed to display information on freeways with full-color (RGB) LEDs. Providing a wide range of a message possibilities to enhance readability and reduce distractions. CMS700C Series offers 81 x 315 pixel resolution, meanwhile CMS800 Series offers 96 x 368 pixels resolution.

## FEATURES

### HOUSING

5052-H32 Aluminum Alloy

6061-T6 Aluminum Alloy

Exterior Z-bars

6061-T6 Aluminum Alloy

**Black Coating:** Federal Standard 595 Color No. 37038

Applied to the front facing sign

**Cream Coating:** Federal Standard 595 Color No. 37769

Applied to the sides and rear of the sign surfaces and z-bars

**Front, Left or Right-side door access**

NEMA 4X rating

### ENVIRONMENT

**Operating Temperature:** -40°C to +70°C

5% to 95% relative non-condensing humidity

**Thermostat controlled two (2) independent fans with filter & filter sensor**

### PIXEL MATRIX MODULE (PMM)

**Four (4) or six (6) guiding/alignment pins and four (4) or six (6) captive screws for CMS700C and CMS800 respectively**

For quick and easy access

**Store-and-forward 3-port network switch**

Per IEEE 802.3, 802.3u, and 802.x specification

**Dual-ethernet ports (RJ-45)**

IP addressable with DIP switch, plug-&-play

Spanning tree compliance, data-redundancy

Allow each PMM pixels and communication diagnostic

24VDC






**Integrated surface mounted fuse**

**Overhear & ground fault protection**

### COMMUNICATION

NTCIP 1203 V3

Ethernet



## TECHNICAL SPECIFICATIONS

### CMS 700C/710C/720C PER TEES 2020 CHAPTER 13

	SMX-Models	FC-CMS700C	FC-CMS710C	FC-CMS720C
CMS	Caltrans Models	CMS700C	CMS710C	CMS720C
	Dimensions (H x W x D)	86" H x 300" W x 16" D	57" H x 175" W x 16" D	57" H x 105.5" W x 16" D
	Weight	2,000 lbs.	1,000 lbs.	750 lbs.
	Applied Power	120VAC, 60 Hz / 2-Poles 240VAC		
	Max. Power Consumption	2.8KW	2KW	1.2KW
	Pixel Pitch	0.917" (23mm)	0.583" (15mm)	
	Display Full Matrix (H x W)	81 px H x 315 px W	81 px H x 285 px W	81 px H x 165 px W
	Max. Luminance Intensity	20,000 cd/m <sup>2</sup>		
	Viewing Angles	Vertical 0° to -10° Horizontal -15° to +15°		
PMM	Type	TYPE 3 PMM	TYPE 4 PMM	
	Matrix (H x W)	27 px H x 15 px W		
	Sizes	24.65" H x 13.62" W	15.65" H x 8.62" W	
	PMM per CMS (H x W)	3 H x 21 W	3 H x 19 W	3 H x 11 W

### CMS 800/810/820 PER TEES 2020 CHAPTER 13 ■ NSSP TYPE 1/2/3 NSSP STANDARDS

	SMX-Models	FC-CMS800	FC-CMS810	FC-CMS820
CMS	Caltrans Models	CMS800 / TYPE I	CMS810 / TYPE II	CMS820 / TYPE III
	Dimensions (H x W x D)	87.34" H x 308.2" W x 18" D	55" H x 175" W x 16" D	55" H x 100" W x 16" D
	Weight	2,300 lbs.	950 lbs.	750 lbs.
	Applied Power	120VAC, 60 Hz / 2-Poles 240VAC		
	Max. Power Consumption	3.4KW	1.3KW	1KW
	Pixel Pitch	20mm	20mm	20mm
	Display Full Matrix (H x W)	96 px H x 368 px W	56 pixels H x 208 px W	56 px H x 112 px W
	Max. Luminance Intensity	24,000 cd/m <sup>2</sup>		
	Viewing Angles	Vertical 0° to -10° Horizontal -15° to +15°		
PMM	Type	TYPE 5 PMM	TYPE 6 PMM	
	Matrix (H x W)	32 px H x 16 px W	28 px H x 16 px W	
	Sizes	25.2" H x 12.6" W	22" H x 12.6" W	
	PMM per CMS (H x W)	3 H x 23 W	2 H x 13 W	2 H x 7 W